

Causal Interaction in Factorial Experiments: Application to Conjoint Analysis

Naoki Egami

Kosuke Imai

Princeton University

Talk at the Department of Statistical Science

Cornell University

October 18, 2017

Causal Heterogeneity and Interaction Effects

① Moderation:

- How does the effect of a treatment vary across individuals?
- Interaction between the treatment variable and pre-treatment covariates

② Causal interaction:

- What combination of treatments is efficacious?
- Interaction among multiple treatment variables

③ Individualized treatment regimes:

- What treatment combination is optimal for a given individual?

Conjoint Analysis

- Survey experiments with a **factorial design**
- Respondents evaluate several pairs of randomly selected profiles defined by multiple factors
- Social scientists use it to analyze multidimensional preferences
- Example: Immigration preference (Hopkins and Hainmueller 2014)
 - representative sample of 1,407 American adults
 - each respondent evaluates 5 pairs of immigrant profiles
 - **gender**², **education**⁷, **origin**¹⁰, **experience**⁴, **plan**⁴, **language**⁴, **profession**¹¹, **application reason**³, **prior trips**⁵
 - What combinations of immigrant characteristics do Americans prefer?
 - High dimension: over 1 million treatment combinations
- **Methodological challenges:**
 - Many interaction effects \rightsquigarrow false positives, difficulty of interpretation
 - Very few applied researchers study interaction

The Overview of the Talk

- ➊ New causal estimand: **Average Marginal Interaction Effect** (AMIE)
 - relative magnitude does not depend on baseline condition
 - intuitive interpretation even for high dimension
 - estimation using ANOVA with weighted zero-sum constraints
 - regularization done directly on AMIEs
- ➋ Comparison with the conventional interaction effect:
 - lack of invariance to the choice of baseline condition
 - difficulty of interpretation for higher-order interaction
- ➌ Reanalysis of the conjoint analysis on ethnic voting in Africa

Factorial Experiments with Two Treatments

- Two factorial treatments (e.g., gender and race):

$$A \in \mathcal{A} = \{a_0, a_1, \dots, a_{L_A-1}\}$$

$$B \in \mathcal{B} = \{b_0, b_1, \dots, b_{L_B-1}\}$$

- Assumption: **Full factorial design**

- ① Randomization of treatment assignment

$$\{Y(a_\ell, b_m)\}_{a_\ell \in \mathcal{A}, b_m \in \mathcal{B}} \perp\!\!\!\perp \{A, B\}$$

- ② Non-zero probability for all treatment combination

$$\Pr(A = a_\ell, B = b_m) > 0 \quad \text{for all } a_\ell \in \mathcal{A} \quad \text{and} \quad b_m \in \mathcal{B}$$

- Fractional factorial design not allowed

- ① Use a small non-zero assignment probability
- ② Focus on a subsample
- ③ Combine treatments

Main Causal Estimands in Factorial Experiments

1 Average Combination Effect (ACE):

- Average effect of treatment combination $(A, B) = (a_\ell, b_m)$ relative to the baseline condition $(A, B) = (a_0, b_0)$

$$\tau_{AB}(a_\ell, b_m; a_0, b_0) = \mathbb{E}\{Y(a_\ell, b_m) - Y(a_0, b_0)\}$$

- Effect of being Asian male

2 Average Marginal Effect (AME; Hainmueller *et al.* 2014; Dasgupta *et al.* 2015):

- Average effect of treatment $A = a_\ell$ relative to the baseline condition $A = a_0$ averaging over the other treatment B

$$\psi_A(a_\ell, a_0) = \int \mathbb{E}\{Y(a_\ell, B) - Y(a_0, B)\}dF(B)$$

- Effect of being male averaging over race

The New Causal Interaction Effect

- **Average Marginal Interaction Effect (AMIE):**

$$\pi_{AB}(a_\ell, b_m; a_0, b_0) = \underbrace{\tau_{AB}(a_\ell, b_m; a_0, b_0)}_{\text{ACE of } (a_\ell, b_m)} - \underbrace{\psi_A(a_\ell, a_0)}_{\text{AME of } a_\ell} - \underbrace{\psi_B(b_m, b_0)}_{\text{AME of } b_m}$$

- Interpretation: additional effect induced by $A = a_\ell$ and $B = b_m$ together beyond the separate effect of $A = a_\ell$ and that of $B = b_m$
- Additional effect of being Asian male beyond the sum of separate effects for being male and being Asian
- Decomposition of ACE: $\tau_{AB} = \psi_A + \psi_B + \pi_{AB}$
- **Invariance:** the *relative magnitude* of AMIE does not depend on the choice of baseline condition
- AMIEs depend on the distribution of treatment assignment:
 - 1 specified by one's experimental design
 - 2 motivated by a target population

The Conventional Causal Interaction Effect

- **Average Interaction Effect (AIE):**

$$\xi_{AB}(a_\ell, b_m; a_0, b_0) = \mathbb{E}\{Y(a_\ell, b_m) - Y(a_0, b_m) - Y(a_\ell, b_0) + Y(a_0, b_0)\}$$

- Equal to linear regression coefficients
- Interactive effect interpretation (similar to AMIE):

$$\underbrace{\tau_{AB}(a_\ell, b_m; a_0, b_0)}_{\text{ACE of } (a_\ell, b_m)} = \underbrace{\mathbb{E}\{Y(a_\ell, b_0) - Y(a_0, b_0)\}}_{\text{Effect of } A = a_\ell \text{ when } B = b_0} - \underbrace{\mathbb{E}\{Y(a_0, b_m) - Y(a_0, b_0)\}}_{\text{Effect of } B = b_m \text{ when } A = a_0}$$

- Conditional effect interpretation:

$$\begin{aligned} & \mathbb{E}\{Y(a_\ell, b_m) - Y(a_0, b_m)\} - \mathbb{E}\{Y(a_\ell, b_0) - Y(a_0, b_0)\} \\ = & \mathbb{E}\{Y(a_\ell, b_m) - Y(a_\ell, b_0)\} - \mathbb{E}\{Y(a_0, b_m) - Y(a_0, b_0)\} \end{aligned}$$

- difference in effect of being male between Asian and White
- difference in effect of being Asian between male and female

Comparison between AMIE and AIE

- AIE is NOT **invariant** to baseline category:

- ❶ cannot compare regression coefficients
- ❷ zero interaction when a baseline category is involved

$$\xi_{AB}(a_\ell, b_0; a_0, b_0) = \xi_{AB}(a_0, b_m; a_0, b_0) = 0 \quad \text{for all } \ell, m$$

- ❸ cannot regularize regression coefficients
- AMIE and AIE are closely related:

- ❶ Conditional effect as a function of AMIE

$$\mathbb{E}\{Y_i(a_\ell, b_0) - Y_i(a_0, b_0)\} = \psi_A(a_\ell; a_0) + \pi_{AB}(a_\ell, b_0; a_0, b_0)$$

- ❷ AIE is a linear function of AMIEs

$$\xi_{AB}(a_\ell, b_m; a_0, b_0) = \pi_{AB}(a_\ell, b_m; a_0, b_0) - \pi_{AB}(a_\ell, b_0; a_0, b_0) - \pi_{AB}(a_0, b_m; a_0, b_0)$$

- ❸ AMIE is also a linear function of AIEs
- ❹ No causal interaction \rightsquigarrow zero AMIEs, zero AIEs

Higher-order Causal Interaction

- J factorial treatments with L_j levels each: $\mathbf{T} = (T_1, \dots, T_J)$

- Assumptions:

- ① Full factorial design

$$Y(\mathbf{t}) \perp\!\!\!\perp \mathbf{T} \quad \text{and} \quad \Pr(\mathbf{T} = \mathbf{t}) > 0 \quad \text{for all } \mathbf{t}$$

- ② Independent treatment assignment

$$T_j \perp\!\!\!\perp \mathbf{T}_{-j} \quad \text{for all } j$$

- Assumption 2 is not necessary for identification but considerably simplifies estimation
- We are interested in the K -way interaction where $K \leq J$
- We extend all the results for the 2-way interaction to this general case

Higher-order Average Marginal Interaction Effect

- General definition: the difference between ACE and the sum of all lower-order AMIEs (first-order AMIE = AME)
- Example: 3-way AMIE, $\pi_{1:3}(t_1, t_2, t_3; t_{01}, t_{02}, t_{03})$, equals

$$\begin{aligned} & \underbrace{\tau_{1:3}(t_1, t_2, t_3; t_{01}, t_{02}, t_{03})}_{\text{ACE}} \\ & - \underbrace{\left\{ \pi_{1:2}(t_1, t_2; t_{01}, t_{02}) + \pi_{2:3}(t_2, t_3; t_{02}, t_{03}) + \pi_{1:3}(t_1, t_3; t_{01}, t_{03}) \right\}}_{\text{sum of all 2-way AMIEs}} \\ & - \underbrace{\left\{ \psi(t_1; t_{01}) + \psi(t_2; t_{02}) + \psi(t_3; t_{03}) \right\}}_{\text{sum of AMEs}} \end{aligned}$$

- Properties:
 - 1 K -way ACE = the sum of all K -way and lower-order AMIEs
 - 2 Invariance to the baseline condition

Difficulty of Higher-order AIEs

- Generalize the 2-way ATIE by marginalizing the other treatments $\underline{\mathbf{T}}^{1:2}$

$$\xi_{1:2}(t_1, t_2; t_{01}, t_{02}) = \int \mathbb{E} \{ Y(t_1, t_2, \underline{\mathbf{T}}^{1:2}) - Y(t_{01}, t_2, \underline{\mathbf{T}}^{1:2}) \\ - Y(t_1, t_{02}, \underline{\mathbf{T}}^{1:2}) + Y(t_{01}, t_{02}, \underline{\mathbf{T}}^{1:2}) \} dF(\underline{\mathbf{T}}^{1:2})$$

- In the literature, the 3-way ATIE is defined as

$$\xi_{1:3}(t_1, t_2, t_3; t_{01}, t_{02}, t_{03}) \\ = \underbrace{\xi_{1:2}(t_1, t_2; t_{01}, t_{02} \mid T_3 = t_3)}_{\text{2-way AIE when } T_3 = t_3} - \underbrace{\xi_{1:2}(t_1, t_2; t_{01}, t_{02} \mid T_3 = t_{03})}_{\text{2-way AIE when } T_3 = t_{03}}$$

- Higher-order ATIEs are similarly defined sequentially
- This representation is based on the **conditional effect interpretation**
- Problem: conditional effect of conditional effects!

Nonparametric Estimation of AMIE

1 Difference-in-means estimator

- estimate ACE and AMEs using the difference-in-means estimators
- estimate AMIE as $\hat{\pi}_{AB} = \hat{\tau}_{AB} - \hat{\psi}_A - \hat{\psi}_B$
- higher-order AMIEs can be estimated sequentially
- uses the empirical treatment assignment distribution

2 ANOVA based estimator

- saturated ANOVA include all interactions up to the J th order
- weighted zero-sum constraints: for all factors and levels,

$$\sum_{\ell=0}^{L_A-1} \Pr(A_i = a_\ell) \beta_\ell^A = 0, \quad \sum_{\ell=0}^{L_A-1} \Pr(A_i = a_\ell) \beta_{\ell m}^{AB} = 0,$$
$$\sum_{m=0}^{L_B-1} \Pr(B_i = b_m) \beta_m^B = 0, \quad \sum_{m=0}^{L_B-1} \Pr(B_i = b_m) \beta_{\ell m}^{AB} = 0, \quad \text{and so on}$$

- AMIEs are differences of coefficients:

$$\mathbb{E}(\hat{\beta}_\ell^A - \hat{\beta}_0^A) = \psi_A(a_\ell; a_0), \quad \mathbb{E}(\hat{\beta}_{\ell m}^{AB} - \hat{\beta}_{00}^{AB}) = \pi_{AB}(a_\ell, b_m; a_0, b_0)$$

- can use any marginal treatment assignment distribution of choice

Regularization via GASH-ANOVA

- Too many coefficients to be estimated \rightsquigarrow over fitting, false positives, difficult interpretation
- Need for regularization by collapsing levels and selecting factors
- **Grouping and Selection using Heredity in ANOVA** (Post and Bondell):

$$\sum_{j=1}^J \sum_{\ell, \ell'} w_{\ell\ell'}^j \max\{\phi^j(\ell, \ell')\} \leq c$$

where

$$\phi^j(\ell, \ell') = \underbrace{\{|\beta_{\ell}^j - \beta_{\ell'}^j|\}}_{\text{AME}} \cup \left\{ \bigcup_{j' \neq j} \bigcup_{m=0}^{L_{j'}-1} \underbrace{|\beta_{\ell m}^{jj'} - \beta_{\ell' m}^{jj'}|}_{\text{AMIE}} \right\}$$

- The adaptive weight takes the following form:

$$w_{\ell\ell'}^j = \left[(L_j + 1) \sqrt{L_j} \max\{\bar{\phi}^j(\ell, \ell')\} \right]^{-1}$$

where $\bar{\phi}^j(\ell, \ell')$ is AMEs and AMIEs estimated without regularization

Conjoint Analysis of Ethnic Voting in Africa

- Ethnic voting and accountability: Carlson (2015, *World Politics*)
- Do voters prefer candidates of same ethnicity regardless of their prior performance? Do ethnicity and performance interact?
- Conjoint analysis in Uganda: 547 voters from 32 villages
- Each voter evaluates 3 pairs of hypothetical candidates
- 5 factors: **Coethnicity**², **Prior record**², **Prior office**⁴, **Platform**³, **Education**⁸
- **Prior record** = No if **Prior office** = businessman
↪ combine these two factors into a single factor with 7 levels
- Collapse **Education** into 2 levels: relevant degrees (MA in business, law, economics, development) and other degrees

A Statistical Model of Preference Differentials

- ANOVA regression with one-way and two-way effects:

$$Y_i(\mathbf{T}_i) = \mu + \sum_{j=1}^J \sum_{\ell=0}^{L_j-1} \beta_{\ell}^j \mathbf{1}\{T_{ij} = \ell\} + \sum_{j \neq j'} \sum_{\ell=0}^{L_j-1} \sum_{m=0}^{L_{j'}-1} \beta_{\ell m}^{jj'} \mathbf{1}\{T_{ij} = \ell, T_{ij'} = m\} + \epsilon_i$$

with appropriate weighted zero-sum constraints

- In conjoint analysis, we observe the sign of preference differentials
- Linear probability model of preference differential:

$$\begin{aligned} & \Pr(Y_i(\mathbf{T}_i^*) > Y_i(\mathbf{T}_i^*) \mid \mathbf{T}_i^*, \mathbf{T}_i^*) \\ &= \mu^* + \sum_{j=1}^J \sum_{\ell=0}^{L_j-1} \beta_{\ell}^j (\mathbf{1}\{T_{ij}^* = \ell\} - \mathbf{1}\{T_{ij}^* = \ell\}) \\ & \quad + \sum_{j \neq j'} \sum_{\ell=0}^{L_j-1} \sum_{m=0}^{L_{j'}-1} \beta_{\ell m}^{jj'} (\mathbf{1}\{T_{ij}^* = \ell, T_{ij'}^* = m\} - \mathbf{1}\{T_{ij}^* = \ell, T_{ij'}^* = m\}) \end{aligned}$$

where $\mu^* = 0.5$ if the position of profile does not matter

- We apply GASH-ANOVA to this model

Ranges of Estimated AMEs and AMIEs

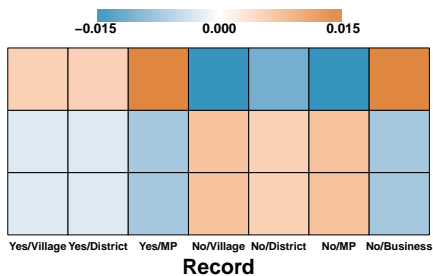
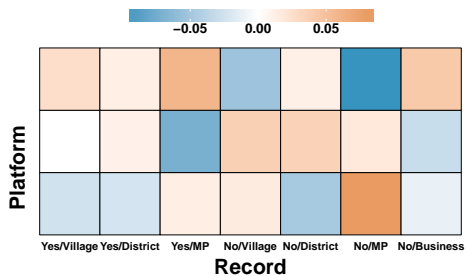
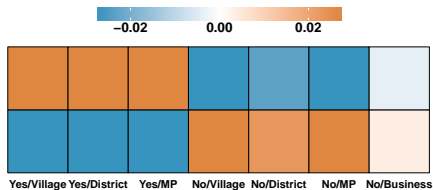
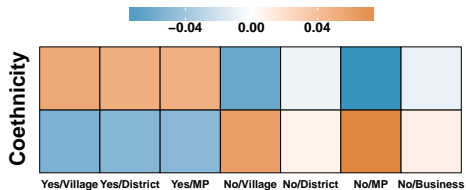
	Range	Selection prob.
AME		
Record	0.122	1.00
Coethnicity	0.053	1.00
Platform	0.023	0.93
Degree	0.000	0.33
AMIE		
Coethnicity \times Record	0.053	1.00
Record \times Platform	0.030	0.92
Platform \times Coethnic	0.008	0.64
Coethnicity \times Degree	0.000	0.62
Platform \times Degree	0.000	0.35
Record \times Degree	0.000	0.09

- Factor selection probability based on bootstrap

Close Look at the Estimated AMEs

Factor	AME	Selection prob.
Record		
{ Yes/Village	0.122	} 0.71
{ Yes/District	0.122	
{ Yes/MP	0.101	} 0.77
{ No/Village	0.047	
{ No/District	0.051	} 0.74
{ No/MP	0.047	
{ No/Businessman	base	} 1.00
Platform		
{ Jobs	-0.023	} 0.56
{ Clinic	-0.023	
{ Education	base	} 0.94
Coethnicity	0.054	1.00
Degree	0.000	0.33

Effect of Regularization on AMIEs



Without Regularization

With Regularization

Decomposition and Conditional Effects

- Decomposition of ACE (Coethnicity \times Record interaction):

$$\begin{aligned} & \underbrace{\tau(\text{Coethnic, No/Business; Non-coethnic, No/MP})}_{-2.4} \\ = & \underbrace{\psi(\text{Coethnic; Non-coethnic})}_{5.4} + \underbrace{\psi(\text{No/Business; No/MP})}_{-4.7} \\ & + \underbrace{\pi(\text{Coethnic, No/Business; Non-coethnic, No/MP})}_{-3.1} \end{aligned}$$

- Conditional effects (Platform \times Record interaction):
 - AMIE: $\pi(\text{Education, No/MP}; \{\text{Job, No/MP}\}) = -2.3$
 - Conditional effect of Education relative to Job for No/MP is approximately zero
 - AME: $\psi(\text{Education; Job}) = 2.3$

Concluding Remarks

- Interaction effects play an essential role in causal heterogeneity
 - ① moderation
 - ② causal interaction
- Randomized experiments with a factorial design
 - ① useful for testing multiple treatments and their interactions
 - ② social science applications: audit studies, conjoint analysis
 - ③ challenge: estimation and interpretation in high dimension
- **Average Marginal Interaction Effect (AMIE)**
 - ① invariant to baseline condition
 - ② straightforward interpretation even for high order interaction
 - ③ enables effect decomposition
 - ④ enables regularization through ANOVA
- Designing factorial experiments (work in progress)
 - ① select factors and levels via our method to reduce dimension
 - ② use unregularized ANOVA for the main study

References

- ① Egami, Naoki and Kosuke Imai. “Causal Interaction in Factorial Experiments: Application to Conjoint Analysis.” Working paper available at <http://imai.princeton.edu/research/int.html>
- ② Egami, Naoki, Marc Ratkovic, and Kosuke Imai. “FindIt: Finding Heterogeneous Treatment Effects.” R package available at CRAN

Send comments and suggestions to
negami@Princeton.Edu or kimai@Princeton.Edu